





STEEL

SERIES



LUXERA  
SURFACE  
CRAFTING THE ERA OF LUXURY

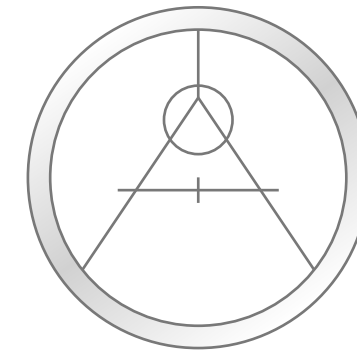
THE FUTURE




DESIGN

THAT TELLS  
STORIES

- **Designing for human experience.**
- **Little details design.**
- **Earth uniform color palette.**
- **Choice limitation**




The steel series ceramic tiles from us is designed to bring a touch of industrial elegance to any space. A range of six unique colors, each with its own distinct texture. carving finish that gives them a natural and organic feel, creating a sense of warmth and character in any space. This tiles are versatile, easy to maintain, and long-lasting, making them the perfect choice for any modern space.



The Steel Series ceramic tiles from us feature a carving finish that adds depth and dimension to the overall design. The tiles have a carving finish that gives them a natural and organic feel, creating a sense of warmth and character in any space. The texture of these tiles is not only pleasing to the eye but also to the touch. The carving finish makes the tile feel smooth and natural, creating a sense of warmth and character in any space.

## THE DEPTH

# OF EFFECT




**LUXERA  
SURFACE**  
CRAFTING THE ERA OF LUXURY



**JURA**

EVEREST  
SSAVE

**ADARIA**




This particular series features a neutral color palette consisting of earthy tones, and has a rustic, matte finish that adds depth and dimension to the overall look. The texture of the series is reminiscent of small rust-like dots, which gives it a unique and industrial feel. It's an excellent choice for creating a modern rustic look in various spaces, such as kitchens, bathrooms, living rooms, or even offices. Additionally, it's easy to maintain, durable, and resistant to scratches and stains, making it a practical choice for any area. This design is perfect for those who are searching for a natural, timeless, and elegant finish that will add a touch of rustic charm to any space.

**800x1600mm**  
**Matt Finish**  
**Steel Surface**

**MERGING TIMELESS ART WITH MODERN TECHNOLOGY**  
**OUR APPROACH TO TILE MAKING**

# ADARIA SERIES



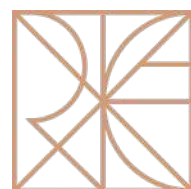



**ADARIA ARGILE**

 **LUXERA  
SURFACE**  
CRAFTING THE ERA OF LUXURY



STEEL SERIES



LUXERA  
SURFACE  
CRAFTING THE ERA OF LUXURY



*Embellish your space like no-other.*

# ADARIA ARGILE

■ 800x1600mm

◆ **Matt** Finish / **Steel** Surface

Touch for Virtual





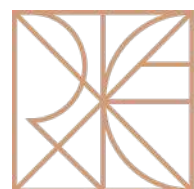
GARDEN<

**ADARIA BIANCO**

 **LUXERA  
SURFACE**  
CRAFTING THE ERA OF LUXURY




STEEL SERIES



**LUXERA  
SURFACE**  
CRAFTING THE ERA OF LUXURY

*The perfect amount of texture.*



# ADARIA BIANCO

■ **800x1600mm**

◆ **Matt Finish / Steel Surface**

Touch for Virtual





**ADARIA CENZIA**




**LUXERA  
SURFACE**  
CRAFTING THE ART OF LUXURY



STEEL SERIES



LUXERA  
SURFACE  
CRAFTING THE ERA OF LUXURY



# ADARIA CENZIA


■ 800x1600mm

◆ Matt Finish / Steel Surface

*Bringing back the serenity and simplicity.*

Touch for Virtual



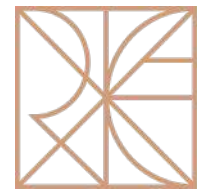


**ADARIA MINK**

 **LUXERA  
SURFACE**  
CRAFTING THE ERA OF LUXURY



STEEL SERIES



**LUXERA  
SURFACE**  
CRAFTING THE ERA OF LUXURY

*Beauty, minimalism and balance.*



# ADARIA MINK

■ **800x1600mm**

◆ **Matt Finish / Steel Surface**


Touch for Virtual



**GruppoNueva™**

# JURA SERIES

---



 **LUXERA  
SURFACE**  
CRAFTING THE ERA OF LUXURY

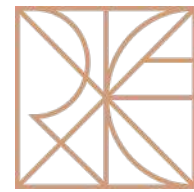


**JURA BEIGE**

 **LUXERA  
SURFACE**  
CRAFTING THE ERA OF LUXURY



STEEL SERIES



**LUXERA  
SURFACE**  
CRAFTING THE ERA OF LUXURY

An absolutely irresistible space.



# JURA BEIGE

■ **800x1600mm**

◆ **Matt Finish / Steel Surface**

Touch for Virtual



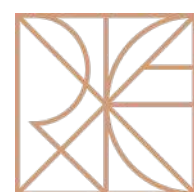



**JURA SMOKE**

 **LUXERA  
SURFACE**  
CRAFTING THE ERA OF LUXURY



STEEL SERIES



**LUXERA  
SURFACE**  
CRAFTING THE ERA OF LUXURY

*Formats for infinite possibilities.*



# JURA SMOKE

■ **800x1600mm**




◆ **Matt Finish / Steel Surface**

Touch for Virtual



# RODEO SERIES

---

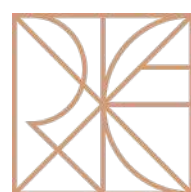





**RODEO BEIGE**



STEEL SERIES



LUXERA  
SURFACE  
CRAFTING THE ERA OF LUXURY

*Design steals all the limelight.*



# RODEO BEIGE

■ 800x1600mm

◆ **Matt** Finish / **Steel** Surface

Touch for Virtual



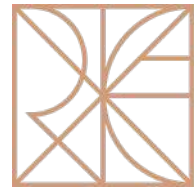


 **LUXERA  
SURFACE**  
CRAFTING THE ERA OF LUXURY

**RODEO DAWN**



STEEL SERIES



**LUXERA  
SURFACE**  
CRAFTING THE ERA OF LUXURY



# RODEO DAWN

■ **800x1600mm**

◆ **Matt Finish / Steel Surface**

Touch for Virtual




*Brings us closer to the beauty of nature.*

# Technical Specification

CHARACTERISTICS	STANDARD AS PER ISO-13006/En14411 GROUP	VALUES	TEST METHOD
<b>REGULATORY PROPERTIES</b>			
Deviation in Lenth & Width	0.50%	0.20%	ISO - 10545-2
Deviation in Thickness	0.50%	0.50%	ISO - 10545-2
Straightness of Sides	0.50%	0.20%	ISO - 10545-2
Rectangularity	0.50%	0.20%	ISO - 10545-2
Surface Flatness	0.50%	0.20%	ISO - 10545-2
Color Difference	Unaltered	No Change	ISO - 10545-16
Glossiness	As per Mfg.	>90%	Glossmeter
<b>STRUCTURAL PROPERTIES</b>			
Water Absorption	<0.05%	<0.05%	ISO - 10545-3
Apparent Density	>2.00 g/cc	>2.10 g/cc	DIN 51082
<b>MASSIVE MECHANICAL PROPERTIES</b>			
Modulus of Repture	Min 35N/MM2	Min 40N/MM2	ISO - 10545-4
Breaking Strength	Min. 1300 N	Min. 2000 N	ISO - 10545-4
Impact Resistance	As per Mfg.	Min. 0.55	ISO - 10545-5
<b>SURFACE MECHANICAL PROPERTIES</b>			
Surface Abrasion Resistance	As per Mfg.	Min. class 3	ISO - 10545-7
Moh's Hardness	As per Mfg.	Min. class 4	EN 101
<b>THERMO HYGROMETRIC PROPERTIES</b>			
Frost Resistance	No Damage	No Damage	ISO - 10545-12
Thermal Shock Resistance	No Damage	No Damage	ISO - 10545-09
Moisture Expansion	Nil	Nil	ISO - 10545-10
Thermal Expansion	Max 9.0x10 <sup>-6</sup>	Max 6.5x10 <sup>-6</sup>	ISO - 10545-08
Crazing Resistance	As per Mfg.	Min 10 Cycle	ISO - 10545-11
<b>CHEMICAL PROPERTIES</b>			
Chemical Resistance	No Damage	No Damage	ISO - 10545-13
Stain Resistance	Resistant	Resistant	ISO - 10545-14
<b>SAFETY PROPERTIES</b>			
Slip Resistance	As per Mfg.	>0.40	ISO - 10545-17
Fire Resistance	As per Mfg.	Fire Proof	N.A.

## Packing Detail

SIZE (in mm)	THICKNESS APPROX	PIECES / PER BOX	COVERAGE AREA IN SQ. FT	BOX WEIGHT ( APPROX. )
800X1600	9 MM	2	27.55	52 KG



LUXERA  
SURFACE  
CRAFTING THE ERA OF LUXURY



+91 89804 88888



[luxerasurface@gmail.com](mailto:luxerasurface@gmail.com)



8 A National Highway Near Vishal Furniture Bapa.k.plaza  
Morbi 2 363642